


In-Dash Hose Type

00080BE

Cool Only



17,500 BTU cool 290 CFM 13,500 BTU cool
30 Tube coil 11,500 BTU heat

Basic evaporator without accessories
2.5" hose adapters


H-5.875 W-15.625 D-11.75

00081BE

Heat/ Cool

00082BE

Cool Only



18,000 BTU cool 400 CFM 14,000 BTU cool
30 Tube coil 12,000 BTU heat


Basic evaporator without accessories
2.5" hose adapters

H-6.0 W-17.375 D-12.0

00083BE

Heat/ Cool

00160



H-10.0
W-20.0
D-8.0

10,500 BTU cool
11,500 BTU heat

Electric operated vacuum servos for positive mode selection

- Three speed
- Control selection for heat-cool, floor-defrost
- Includes heater control valve, brackets, thermostat, wire harness, flex hose, louvers, etc.

00204- HC

with defrost




13,500 BTU cool
20,000 BTU heat

Hose connections in engine compartment for firewall mounting. Comes complete with flex hose, controls, brackets, Ideal for pickups or project restorations. Pull cables for heat and defrost selection.

H-11.25 W-11.375 D-9.0

00205-HC

13,000 BTU cool
9,000 BTU heat
290 CFM



Blower can be placed on top or behind unit.
Control panel, 10' duct hose, and louvers included.

H-10.0 W-18.0 D-7.75

29-6346-3



2" hose adapters center
2.5" hose adapters outside

14,000 BTU cool
12,000 BTU heat
400 CFM

H-5.5 W-17.5 D16.0