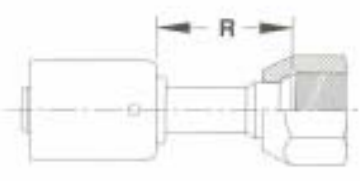
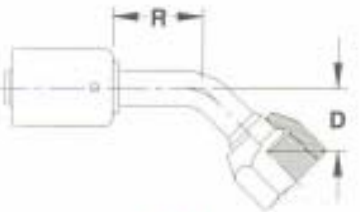
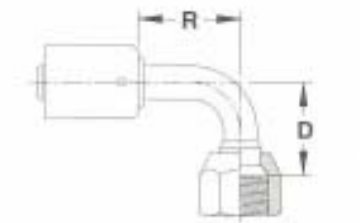
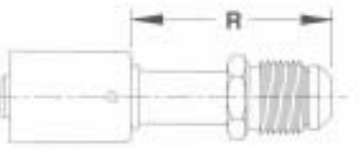


## Aluminum Beadlock Fittings

F = FITTING SIZE    H = HOSE SIZE    D - DROP LENGTH    R - RUN LENGTH    N/A - NOT APPLICABLE

	Part No.	Thread	F	H	D	R
 <p><b>STRAIGHT FEMALE FLARE (SAE 45°)</b></p>	20-BL1101	5/8"-18	6	6	N/A	1.38"
	20-BL1102	3/4"-16	8	8	N/A	1.19"
	20-BL1103	7/8"-14	10	10	N/A	1.50"
	20-BL1104	1 1/16"-14	12	12	N/A	1.75"
	20-BL1105	5/8"-18	6	8	N/A	1.19"
	20-BL1106	3/4"-16	8	10	N/A	1.50"
	20-BL1107	7/8"-14	10	12	N/A	1.75"
	20-BL1108	3/4"-16	8	6	N/A	1.19"
 <p><b>45° FEMALE FLARE (SAE 45°)</b></p>	20-BL1111	5/8"-18	6	6	0.56"	0.81"
	20-BL1112	3/4"-16	8	8	0.63"	0.94"
	20-BL1113	7/8"-14	10	10	0.88"	1.25"
	20-BL1114	1 1/16"-14	12	12	1.00"	1.50"
	20-BL1115	5/8"-18	6	8	0.63"	0.94"
	20-BL1116	3/4"-16	8	10	0.88"	1.25"
	20-BL1117	7/8"-14	10	12	1.00"	1.50"
	20-BL1118	3/4"-16	8	6	0.63"	0.94"
 <p><b>90° FEMALE FLARE (SAE 45°)</b></p>	20-BL1121	5/8"-18	6	6	1.06"	1.06"
	20-BL1122	3/4"-16	8	8	1.25"	1.25"
	20-BL1123	7/8"-14	10	10	1.50"	1.50"
	20-BL1124	1 1/16"-14	12	12	1.50"	1.75"
	20-BL1125	5/8"-18	6	8	1.25"	1.25"
	20-BL1126	3/4"-16	8	10	1.50"	1.50"
	20-BL1127	7/8"-14	10	12	1.50"	1.75"
	20-BL1128	3/4"-16	8	6	1.25"	1.25"
 <p><b>STRAIGHT MALE FLARE (SAE 45°)</b></p>	20-BL1201	5/8"-18	6	6	N/A	1.88"
	20-BL1202	3/4"-16	8	8	N/A	2.00"
	20-BL1203	7/8"-14	10	10	N/A	2.31"
	20-BL1204	1 1/16"-14	12	12	N/A	2.50"