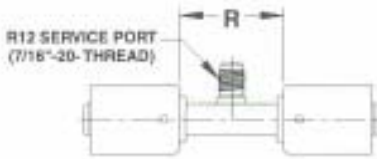
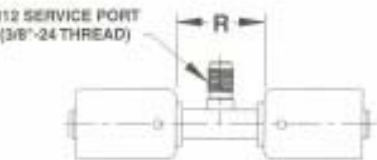
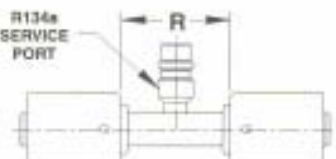
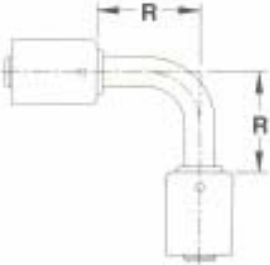


Aluminum Beadlock Fittings

F = FITTING SIZE H = HOSE SIZE D - DROP LENGTH R - RUN LENGTH N/A - NOT APPLICABLE

	Part No.	Thread	F	H	D	R
 <p>STRAIGHT SPLICER WITH R12 SERVICE PORT (1/4")</p>	20-BL6101-1	N/A	6	6	N/A	1.50"
	20-BL6102-1	N/A	8	8	N/A	1.50"
	20-BL6103-1	N/A	10	10	N/A	1.63"
	20-BL6104-1	N/A	12	12	N/A	1.75"
 <p>STRAIGHT SPLICER WITH R12 SERVICE PORT (3/16")</p>	20-BL6101-2	N/A	6	6	N/A	1.50"
	20-BL6102-2	N/A	8	8	N/A	1.50"
 <p>STRAIGHT SPLICER WITH R134a SERVICE PORT</p>	20-BL6101-3	N/A	6	6	N/A	1.50"
	20-BL6102-3	N/A	8	8	N/A	1.50"
	20-BL6103-3	N/A	10	10	N/A	1.63"
	20-BL6104-3	N/A	12	12	N/A	1.75"
 <p>90° SPLICER</p>	20-BL6121	N/A	6	6	N/A	1.25"
	20-BL6122	N/A	8	8	N/A	1.37"
	20-BL6123	N/A	10	10	N/A	1.63"
	20-BL6124	N/A	12	12	N/A	2.00"