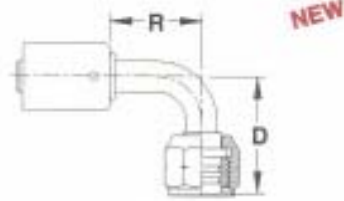
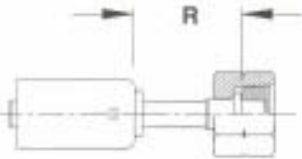
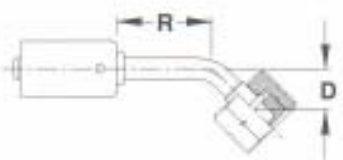
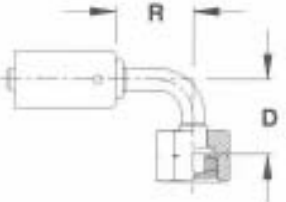


## Aluminum Beadlock Fittings

F = FITTING SIZE    H = HOSE SIZE    D - DROP LENGTH    R - RUN LENGTH    N/A - NOT APPLICABLE

	Part No.	Thread	F	H	D	R	
 <p><b>90° METRIC THREADS FEMALE DUAL O-RING (O-RINGS INCLUDED)</b></p>	20-BL7322	M24-2.0	M24	8	1.86"	1.25"	
	20-BL7223	M24-2.0	M24	10	1.91"	1.50"	
	20-BL7324	M27-2.0	M27	12	2.40"	1.75"	
 <p><b>STRAIGHT METRIC THREADS (M14 - 9/16"-18 THD)</b></p>	20-BL9301	9/16"-18	5	6	N/A	1.31"	
	20-BL9302	M16 - 1.5	M16	6	N/A	1.31"	
	20-BL9303	M18 - 1.5	M18	6	N/A	1.37"	
	20-BL9304	M20 - 1.5	M20	6	N/A	1.44"	
	20-BL9305	M20 - 1.5	M20	8	N/A	1.44"	
	20-BL9306	M22 - 1.5	M22	10	N/A	1.69"	
	20-BL9307	M24 - 2.0	M24	10	N/A	1.69"	
	20-BL9308	M27 - 2.0	M27	12	N/A	1.81"	
 <p><b>45° METRIC THREADS (M14 - 9/16"-18 THD)</b></p>	20-BL9311	9/16" - 18	5	6	0.63"	1.37"	
	20-BL9312	M16 - 1.5	M16	6	0.63"	1.37"	
	20-BL9313	M18 - 1.5	M18	6	0.69"	1.37"	
	20-BL9314	M20 - 1.5	M20	6	0.75"	1.50"	
	20-BL9315	M20 - 1.5	M20	8	0.75"	1.50"	
	20-BL9316	M22 - 1.5	M22	10	0.88"	1.25"	
	20-BL9317	M24 - 2.0	M24	10	0.88"	1.25"	
	20-BL9318	M27 - 2.0	M27	12	1.00"	2.12"	
	 <p><b>90° METRIC THREADS (M14 - 9/16"-18 THD)</b></p>	20-BL9321	9/16"-18	5	6	1.12"	1.25"
20-BL9322		M16 - 1.5	M16	6	1.12"	1.25"	
20-BL9323		M18 - 1.5	M18	6	1.12"	1.25"	
20-BL9324		M20 - 1.5	M20	6	1.25"	1.25"	
20-BL9325		M20 - 1.5	M20	8	1.37"	1.44"	
20-BL9326		M22 - 1.5	M22	10	1.50"	1.63"	
20-BL9327		M24 - 2.0	M24	10	1.50"	1.63"	
20-BL9328		M27 - 2.0	M27	12	1.75"	1.88"	

**METRIC MALE THREADED HOSE ENDS AVAILABLE BY SPECIAL ORDER**