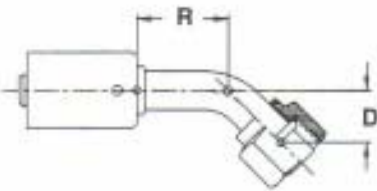
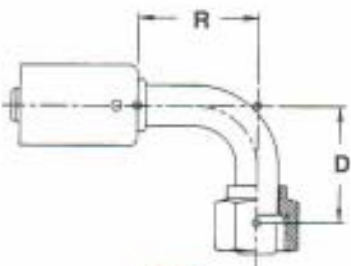
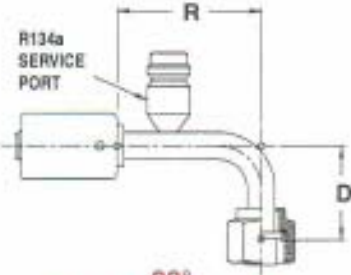
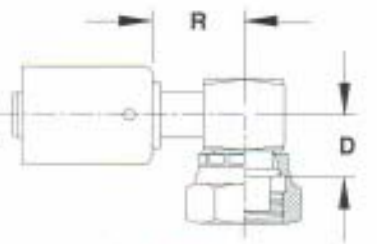


## Steel Beadlock Fittings

F = FITTING SIZE    H = HOSE SIZE    D - DROP LENGTH    R - RUN LENGTH    N/A - NOT APPLICABLE

	Part No.	Thread	F	H	D	R
 <p style="text-align: center;"><b>45° FEMALE O-RING</b></p>	20-SB1311	5/8"-18	6	6	0.56"	0.81"
	20-SB1312	3/4"-16	8	8	0.63"	0.94"
	20-SB1313	7/8"-14	10	10	0.88"	1.25"
 <p style="text-align: center;"><b>90° FEMALE O-RING</b></p>	20-SB1321	5/8"-18	6	6	1.25"	1.25"
	20-SB1322	3/4"-16	8	8	1.44"	1.44"
	20-SB1323	7/8"-14	10	10	1.56"	1.63"
	20-SB1327	7/8"-14	10	12	1.56"	1.94"
 <p style="text-align: center;"><b>90° FEMALE O-RING WITH R134a SERVICE PORT</b></p>	20-SB1321-3	5/8"-18	6	6	1.12"	2.12"
	20-SB1322-3	3/4"-16	8	8	1.31"	2.12"
	20-SB1323-3	7/8"-14	10	10	1.50"	2.38"
 <p style="text-align: center;"><b>90° "SHORT DROP" COMPRESSOR CONNECTIONS</b></p>	20-SB1322-SD	3/4"-16	8	8	0.71"	.094"
	20-SB1323-SD	7/8"-14	10	10	0.71"	1.00"
	20-SB1327-SD	7/8"-14	10	12	0.71"	1.12"