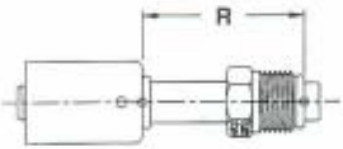
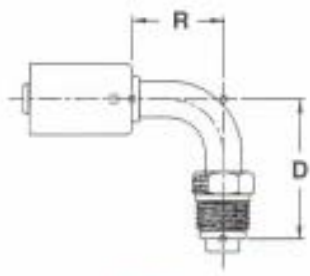
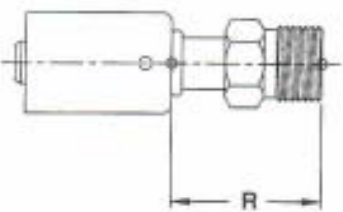
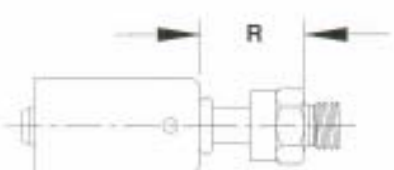


Steel Beadlock Fittings

F = FITTING SIZE H = HOSE SIZE D - DROP LENGTH R - RUN LENGTH N/A - NOT APPLICABLE

	Part No.	Thread	F	H	D	R
 <p>STRAIGHT MALE O-RING</p>	20-SB1401	5/8"-18	6	6	N/A	1.71"
	20-SB1403	7/8"-18	10	10	N/A	1.88"
 <p>90° MALE O-RING</p>	20-SB1421	5/8"-18	6	6	1.63"	1.06"
	20-SB1423	7/8"-18	10	10	2.12"	1.50"
 <p>STRAIGHT MALE INSERT O-RING</p>	20-SB1801	5/8"-18	6	6	N/A	1.22"
	20-SB1802	3/4"-16	8	8	N/A	1.41"
	20-SB1803	7/8"-14	10	10	N/A	1.58"
 <p>STRAIGHT QUICK DISCONNECT</p>	20-SB1926	1/2"-20	6	6	N/A	0.88"