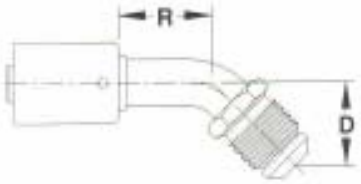
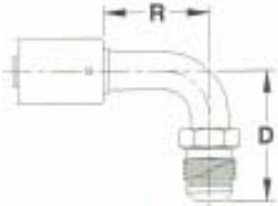
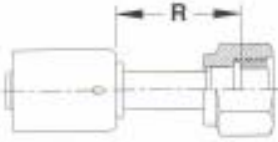
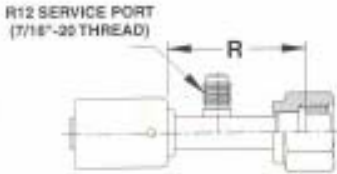


Aluminum Beadlock Fittings

F = FITTING SIZE H = HOSE SIZE D - DROP LENGTH R - RUN LENGTH N/A - NOT APPLICABLE

	Part No.	Thread	F	H	D	R
 <p style="text-align: center;">45° MALE FLARE (SAE 45°)</p>	20-BL1211	5/8"-18	6	6	0.94"	0.81"
	20-BL1212	3/4"-16	8	8	1.06"	0.94"
	20-BL1213	7/8"-14	10	10	1.12"	1.25"
	20-BL1214	1 1/16"-14	12	12	1.25"	1.50"
 <p style="text-align: center;">90° MALE FLARE (SAE 45°)</p>	20-BL1221	5/8"-18	6	6	1.75"	1.06"
	20-BL1222	3/4"-16	8	8	1.81"	1.25"
	20-BL1223	7/8"-14	10	10	2.19"	1.50"
	20-BL1224	1 1/16"-14	12	12	2.45"	1.75"
 <p style="text-align: center;">STRAIGHT FEMALE O-RING</p>	20-BL1301	5/8"-18	6	6	N/A	1.38"
	20-BL1302	3/4"-16	8	8	N/A	1.50"
	20-BL1303	7/8"-14	10	10	N/A	1.69"
	20-BL1304	1 1/16"-14	12	12	N/A	1.81"
	20-BL1305	5/8"-18	6	8	N/A	1.50"
	20-BL1306	3/4"-16	8	10	N/A	1.69"
	20-BL1307	7/8"-14	10	12	N/A	1.81"
	20-BL1308	3/4"-16	8	6	N/A	1.50"
	20-BL1310	1 1/16"-14	12	10	N/A	1.81"
	 <p style="text-align: center;">STRAIGHT FEMALE O-RING WITH R12 SERVICE PORT</p>	20-BL1301-1	5/8"-18	6	6	N/A
20-BL1302-1		3/4"-16	8	8	N/A	1.88"
20-BL1303-1		7/8"-14	10	10	N/A	2.12"