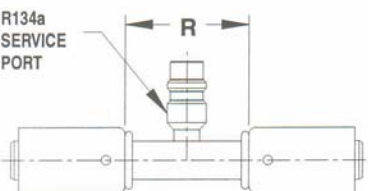
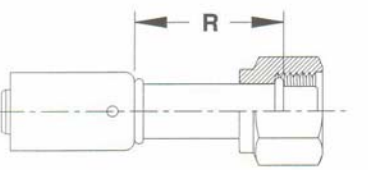
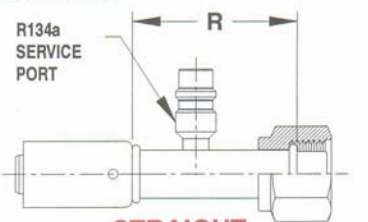
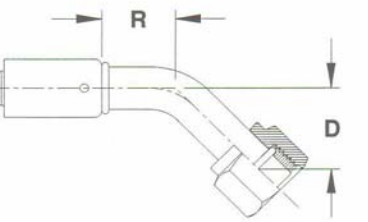


Reduced Beadlock Fittings

F = FITTING SIZE H = HOSE SIZE D - DROP LENGTH R - RUN LENGTH N/A - NOT APPLICABLE

	Part No.	Thread	F	H	D	R
<p>ALUMINUM TUBE</p>  <p style="text-align: center;">STRAIGHT SPLICER WITH R134a SERVICE PORT</p>	20-RB6101-3 20-RB6102-3 20-RB6103-3 20-RB6104-3	N/A N/A N/A N/A	6 8 10 12	6 8 10 12	N/A N/A N/A N/A	1.50" 1.50" 1.63" 1.75"
<p>STEEL TUBE</p>  <p style="text-align: center;">STRAIGHT FEMALE O-RING</p>	20-SR1301 20-SR1302 20-SR1303 20-SR1304 20-SR1307	5/8" - 18 3/4" - 16 7/8" - 14 1 1/16" - 14 7/8" - 14	6 8 10 12 10	6 8 10 12 12	N/A N/A N/A N/A N/A	1.38" 1.66" 1.69" 1.81" 1.81"
<p>STEEL TUBE</p>  <p style="text-align: center;">STRAIGHT FEMALE O-RING WITH R134a SERVICE PORT</p>	20-SR1301-3 20-SR1302-3 20-SR1303-3 20-SR1307-3	5/8" - 18 3/4" - 16 7/8" - 14 7/8" - 14	6 8 10 10	6 8 10 12	N/A N/A N/A N/A	1.88" 1.88" 2.12" 3.05"
<p>STEEL TUBE</p>  <p style="text-align: center;">45° FEMALE O-RING</p>	20-SR1311 20-SR1312 20-SR1313 20-SR1314 20-SR1317	5/8" - 18 3/4" - 16 7/8" - 14 1 1/16" - 14 7/8" - 14	6 8 10 12 10	6 8 10 12 12	0.68" 1.05" 1.19" 0.94" 1.29"	1.42" 1.18" 1.06" 1.50" 0.91"