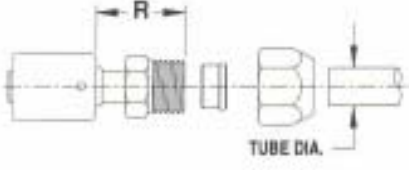
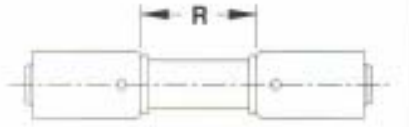
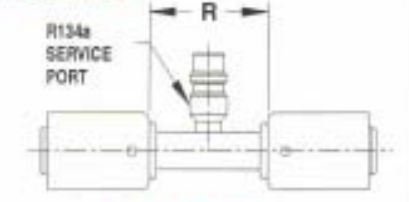


Reduced Beadlock Fittings

F = FITTING SIZE H = HOSE SIZE D - DROP LENGTH R - RUN LENGTH N/A - NOT APPLICABLE

	Part No.	Thread	F	H	D	R
<p>STEEL TUBE</p>  <p style="text-align: center;">STRAIGHT COMPRESSION FITTING</p>	<p>20-SR2901 20-SR2902 20-SR2903 20-SR2906 20-SR2907 20-SR2909</p>	<p>5/8" - 18 3/4" - 16 7/8" - 14 3/4" - 16 7/8" - 14 7/8" - 14</p>	<p>TUBE DIA. 3/8" 1/2" 5/8" 1/2" 5/8" 5/8"</p>	<p>6 8 10 10 12 8</p>	<p>N/A N/A N/A N/A N/A N/A</p>	<p>1.19" 1.38" 1.50" 1.44" 1.63" 1.50"</p>
<p>STEEL TUBE</p>  <p style="text-align: center;">STRAIGHT SPLICER</p>	<p>20-SR6101 20-SR6102 20-SR6103 20-SR6104 20-SR6105 20-SR6106 20-SR6107</p>	<p>N/A N/A N/A N/A N/A N/A N/A</p>	<p>6 8 10 12 6 8 10</p>	<p>6 8 10 12 8 10 12</p>	<p>N/A N/A N/A N/A N/A N/A N/A</p>	<p>1.50" 1.50" 1.63" 1.75" 1.50" 1.63" 1.75"</p>
<p>STEEL TUBE</p>  <p style="text-align: center;">STRAIGHT SPLICER WITH R134a SERVICE PORT</p>	<p>20-SR6101-3 20-SR6102-3 20-SR6103-3 20-SR6104-3</p>	<p>N/A N/A N/A N/A</p>	<p>6 8 10 12</p>	<p>6 8 10 12</p>	<p>N/A N/A N/A N/A</p>	<p>1.50" 1.50" 1.63" 1.75"</p>