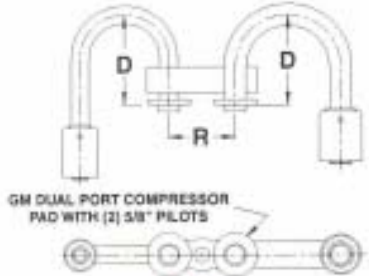
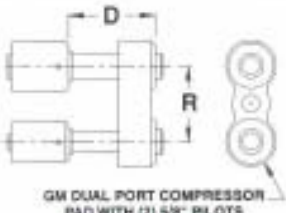
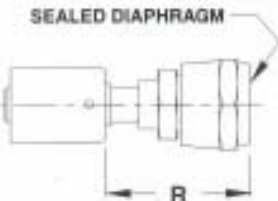
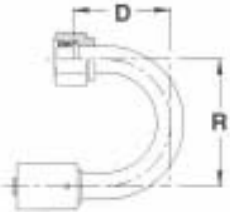


Aluminum Beadlock Fittings

F = FITTING SIZE H = HOSE SIZE D - DROP LENGTH R - RUN LENGTH N/A - NOT APPLICABLE

	Part No.	Thread	F	H	D	R
 <p>GM DUAL PORT COMPRESSOR PAD WITH (2) 5/8" PLOTS</p> <p>180° GM DUAL PORT COMPRESSOR UNIVERSAL SWIVEL</p>	20-BL1908	N/A	GM	8 12	2.56"	1.88"
 <p>GM DUAL PORT COMPRESSOR PAD WITH (2) 5/8" PLOTS</p> <p>STRAIGHT GM DUAL PORT COMPRESSOR UNIVERSAL</p>	20-BL1920	N/A	GM	8 12	2.25"	1.88"
 <p>SEALED DIAPHRAGM</p> <p>STRAIGHT ONE-SHOT FITTING</p>	20-BL1924-A 20-BL1925-A	5/8"-18 1 3/16"-12	6 11	6 10	N/A N/A	1.94" 2.12"
 <p>180° FEMALE O-RING</p>	20-BL1931 20-BL1932 20-BL1934	5/8"-18 3/4"-16 1 1/16"-14	6 8 12	6 8 12	1.63" 1.75" 2.12"	2.00" 2.00" 3.00"