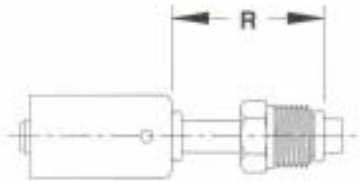
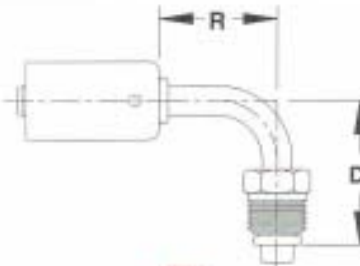
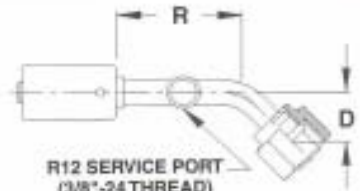
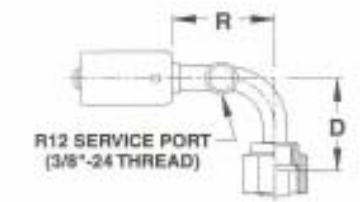


Aluminum Beadlock Fittings

F = FITTING SIZE H = HOSE SIZE D - DROP LENGTH R - RUN LENGTH N/A - NOT APPLICABLE

	Part No.	Thread	F	H	D	R
 <p style="text-align: center;">STRAIGHT 7 MALE O-RING</p>	20-BL1952	11/16"-16	7	6	N/A	1.50"
 <p style="text-align: center;">90° 7 MALE O-RING</p>	20-BL1953	11/16"-16	7	6	1.56"	1.06"
 <p style="text-align: center;">45° FEMALE O-RING WITH R12 SERVICE PORT</p>	20-BL1958	3/4"-16	8	6	0.75"	1.88"
 <p style="text-align: center;">90° FEMALE O-RING WITH R12 SERVICE PORT</p>	20-BL1959	3/4"-16	8	6	1.50"	1.63"